

creativeworld

7.–10. 2. 2025

**trends
2025**

LET'S TAKE A WALK...

*in the city
in the garden
in the forest*

messe frankfurt

LET'S TAKE A WALK...

Whether your path is straight or circuitous, a walk through the city, garden or forest opens up a world full of inspiration and exciting observations. Structures, colours and patterns are everywhere, with ideas for creative crafts springing up and growing along the route.

Just as walking can enliven and awaken us, the **Creativeworld Trends 2025** shift the focus onto discovery, wonder and preservation. Using multiple materials and techniques, coincidental observations in nature can become sensory, astonishing, creative works of art. It's all about the fine details – each plant is a unique presence that's recreated exactly.

The harvest from our gardens forms the basis for crafted forms of sweet fruits and familiar vegetables. Urban architectural principles turn up in weaving and careful patchwork. The way is clear for our new trends!

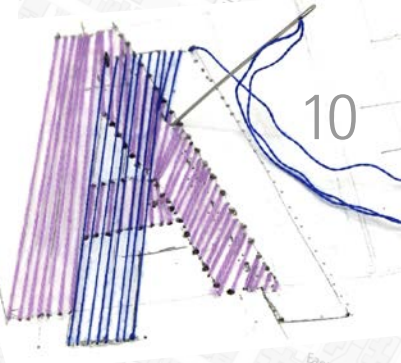

LET'S TAKE A WALK... *in the city*

Our route through the city with its modern architecture follows geometry and aesthetic order. The linear frontage of housing blocks is one such example, or the strips and plots in a typical street grid. This nudges the creative imagination towards interweaving paper or fabric in a wickerwork – simple and highly effective.

Coloured paper arranged horizontally, vertically and in organic shapes can elicit spontaneous designs. There's great potential in textile design. Patchwork is busy reinventing itself, aiming high with transparent fabrics. Knitted geometrics send a clear signal in coloured cuffs on shirts and blouses – and they're upcycled too! Meanwhile, woven beadwork is a masterclass in colour change. Folded paper boxes decorated with unmixed acrylic paint illustrate the calming clarity to come from geometry.



LET'S TAKE A WALK... in the City




- 1 Weaving
- 2 Paper collage in geometric sections
- 3 Graphical image woven with narrow ribbons
- 4 Design for weaving with wide ribbons
- 5 Patchwork curtain made of transparent fabric
- 6 Knitted cuff accessory with block stripes
- 7 Folding box with graphic shapes in acrylic paint
- 8 Woven bead bracelet
- 9 Monochrome weaving on canvas, in a striking colour
- 10 Stitched typography with a shading effect, in two colours

LET'S TAKE A WALK... in the garden

Flowers, tendrils, freshly picked fruit and vegetables in deep colours – a walk in the garden gets us up close with the riches of nature. Diverse shapes and details transfer easily from garden beds into painted, knitted, embroidered and modelled motifs. Plus strawberries: what a sight for sore eyes!

It's fun to stamp or screen print a kitchen garden, to plant it with your needle and thread. Coriander and tomatoes can also come to the party. Appliqué can brighten up a gardening smock and radishes cut a dash on an apron. The harvest from the pottery studio is also bountiful, with delicate vegetables adorning painted plates. Orange, yellow and green mosaic tiles are set out in carrot or turnip shapes, then filler is added – which just shows the varied applications of this creative technique.




Gemüse 45m²

im Wechsel

Erdbeeren 40m²

LET'S TAKE A WALK... in the garden



1 Embroidered gardening apron 2 Ceramic plates with painted vegetable motifs 3 Paper cutting pen for fine detail 4 Stylised radishes cut from coloured card 5 Machine-embroidery and appliqué on gardening smock 6 Paper cutouts with acrylic paint 7 Sketchbook with studies of vegetables 8 Typographic design in oil pastels 9 Cardboard gift tag 10 Screen print on a ceramic tile 11 Mosaic made from matte glass shards

LET'S TAKE A WALK... *in the forest*

When light falls on autumn leaves... our walk takes us into the forest, where the seasonal colours create a stunning atmosphere. Gathering found objects and observing them in tranquillity lets us relax and get creative. Various techniques are used to make or recreate the chance patterns and textures found in the forest.

Fascinating blurred lines emerge from experiments in blueprinting, fixing leaves, plants and water droplets onto paper or photosensitive fabric. Naturalistic plant prints can be created using chlorophyll. The focus is always on capturing the delicate complexity of plants – see also ceramic imprints. Embroidered walking socks and a sandwich bag painted with leaves will accompany us on our woodland walks. And meltingly gorgeous enamel is back! Magical colour effects are baked in at high temperatures, to look like autumn leaves.



LET'S TAKE A WALK... in the forest



1



2



3



4



5



6



7



8



9



10



1 Decorative macrame harness for a functional bag 2 Imprint of a conifer twig in air-dried clay 3 Chlorophyll image made by hammering fresh foliage Blattwerk onto paper 4 Enamel 5 Green cyanotype of foraged plants 6 Diagonal pattern in ajour knit for walking socks 7 Foil leaf motif for use in jewellery 8 Necklace made from semiprecious stones 9 Abstract patterned cyanotype 10 Stylised study of plants painted with a broad, flat brush

Stilbüro bora.herke.palmisano analyse the latest colours, shapes and materials on behalf of Messe Frankfurt. From their unique design perspective, they provide reliable forecasts for retail: these consider both market developments and consumer wishes. The trend scouts try out the relevant materials and craft ideas themselves, so they can present their experiences and creative results convincingly at their special presentation and in their lectures.



Claudia Herke, Cem Bora, Annetta Palmisano

LET'S TAKE A WALK...

Trends: Stilbüro bora.herke.palmisano

Creativeworld

Messe Frankfurt Exhibition GmbH
Postfach 150210
60062 Frankfurt am Main, Germany
creativeworld.messefrankfurt.com

messe frankfurt